



Game Drive External SSD



Click here to access an up-to-date online version of this document. You will also find the most recent content as well as expandable illustrations, easier navigation, and search capability.

Contents

1	Getting Started	3
	PS5 console	3
	• Connect your drive	3
	• USB-C connection	3
	• USB-A connection	3
	• Format your drive	4
	PS4 console	4
	• Connect your drive	4
	• USB-A connection	4
	• Format your drive	5
	Electromagnetic interference	5
	Safely remove Game Drive External SSD	6
2	Regulatory Compliance	7
	FCC DECLARATION OF CONFORMANCE	7
	• CLASS B	7
	R&TTE Directive "Informal DoC" statement	7
	For Australian Customers Only	7
	Country of Production: Thailand	8
	VCCI-B	8
	China RoHS	8
	Taiwan RoHS	9


Getting Started

PS5 console

Connect your drive

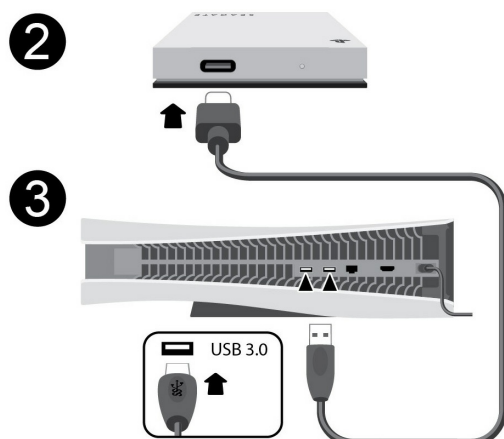
USB-C connection

1. Power on your PS5 console.
2. Connect one end of the USB-C to USB-C cable to the USB-C port on Game Drive External SSD
3. Connect the other end of the cable to the USB-C port on your PS5 console.



USB-A connection

Alternatively, use the USB-C to USB-A cable to connect Game Drive External SSD to a USB-A port on your console.



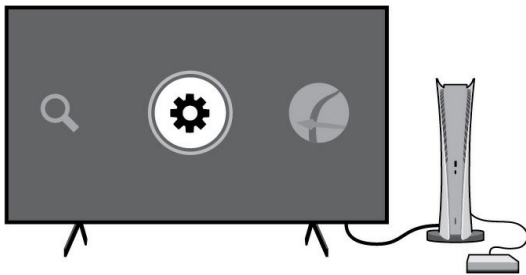
Format your drive

Game Drive External SSD is delivered formatted in the exFAT file format. To use it as an external drive for your PS5, you must format the drive with your console.



Formatting erases all data on the drive. Before formatting, be sure to copy any data you might need later.

1. Go to **Settings > Storage**.
2. Select **USB Extended Storage > Format as USB Extended Storage**.



3. If multiple USB drives are connected to your console, you can change which USB drive you format by selecting **Select Another USB Drive**.



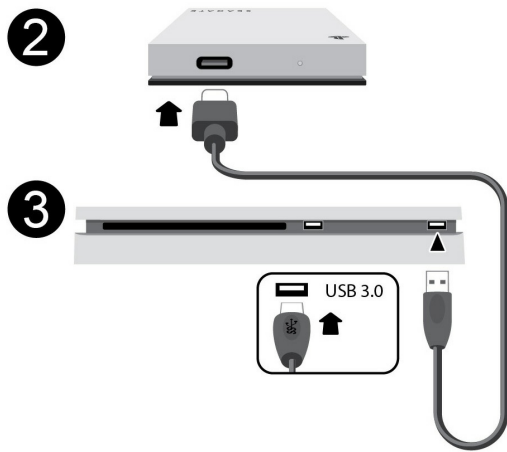
Do not turn off the power or disconnect the drive while it's being formatted. Doing so may cause data loss or damage Game Drive External SSD or your console.

PS4 console

Connect your drive

USB-A connection

1. Power on your PS4 console.
2. Connect the USB-C to USB-A cable to the USB-C port on Game Drive External SSD.
3. Connect the other end of the cable to the USB-A port on your PS4 console.



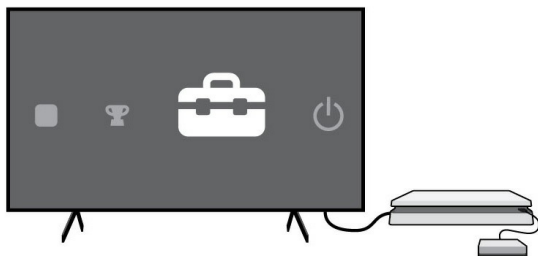
Format your drive

Game Drive External SSD is delivered formatted in the exFAT file format. To use it as an external drive for your PS4, you must format the drive with your console.



Formatting erases all data on the drive. Before formatting, be sure to copy any data you might need later.

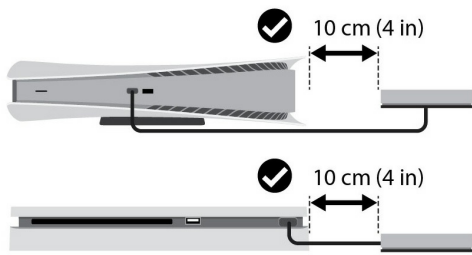
1. Go to **Settings > Devices > USB Storage Devices**.
2. Select the USB storage device to format and choose **Format as USB Extended Storage**.



Do not turn off the power or disconnect the drive while it's being formatted. Doing so may cause data loss or damage Game Drive External SSD or your console.

Electromagnetic interference

To minimise electromagnetic interference (EMI), place Game Drive External SSD at least 10 cm (4 in) from the console.



Safely remove Game Drive External SSD

To protect your data, always follow the safe removal procedures for your operating system when disconnecting your product.

Regulatory Compliance

Product Name	Seagate Game Drive External SSD
Regulatory Model Number	SRD0FV7

FCC DECLARATION OF CONFORMANCE

This device complies with Part 15 of the FCC Rules. Operation is subject to the following two conditions: (1) this device may not cause harmful interference, and (2) this device must accept any interference received, including interference that may cause undesired operation.

CLASS B

This equipment has been tested and found to comply with the limits for a Class B digital device, pursuant to Part 15 of the FCC Rules. These limits are designed to provide reasonable protection against harmful interference in residential installation. This equipment generates, uses, and can radiate radio frequency energy and, if not installed and used in accordance with the instructions, may cause harmful interference to radio communications. However, there is no guarantee that interference will not occur in a particular installation. If this equipment does cause harmful interference to radio or television reception, which can be determined by turning the equipment off and on, the user is encouraged to try to correct the interference by one or more of the following measures:

- Reorient or relocate the receiving antenna.
- Increase the separation between the equipment and receiver.
- Connect the equipment into an outlet on a circuit different from that to which the receiver is connected.
- Consult the dealer or an experienced radio/TV technician for help.

CAUTION: Any changes or modifications made to this equipment may void the user's authority to operate this equipment.

R&TTE Directive "Informal DoC" statement

Hereby, Seagate declares that this product is in compliance with the essential requirements and other relevant provisions of Directive 1999/5/EC. For details, please access the following: www.seagate.com/support/compliance.

For Australian Customers Only

Our goods come with guarantees that cannot be excluded under the Australian Consumer Law. You

are entitled to a replacement or refund for a major failure and for compensation for any other reasonably foreseeable loss or damage. You are also entitled to have the goods repaired or replaced if the goods fail to be of acceptable quality and the failure does not amount to a major failure.

Revision - July 1, 2020

Country of Production: Thailand

The date of manufacture is specified on the product packaging or the nameplate near the P/D indication in the following format: P/D: MM.YYYY

VCCI-B

この装置は、クラスB機器です。この装置は、住宅環境で使用することを目的としていますが、この装置がラジオやテレビジョン受信機に近接して使用されると、受信障害を引き起こすことがあります。取扱説明書に従って正しい取り扱いをして下さい。VCCI-B

China RoHS



China RoHS 2 refers to the Ministry of Industry and Information Technology Order No. 32, effective July 1, 2016, titled Management Methods for the Restriction of the Use of Hazardous Substances in Electrical and Electronic Products. To comply with China RoHS 2, we determined this product’s Environmental Protection Use Period (EPUP) to be 20 years in accordance with the Marking for the Restricted Use of Hazardous Substances in Electronic and Electrical Products, SJT 11364-2014.

中国 RoHS 2 是指 2016 年 7 月 1 日起施行的工业和信息化部令第 32 号“电力电子产品限制使用有害物质管理办法”。为了符合中国 RoHS 2 的要求，我们根据“电子电气产品有害物质限制使用标识”(SJT 11364-2014) 确定本产品的环保使用期 (EPUP) 为 20 年。

部件名称 Part Name	有害物质 Hazardous Substances					
	铅 (Pb)	汞 (Hg)	镉 (Cd)	六价铬 (Cr ⁶⁺)	多溴联苯 (PBB)	多溴二苯醚 (PBDE)
固态驱动器 SSD	X	O	O	O	O	O
外接硬盘印刷电路板 Bridge PCBA	X	O	O	O	O	O
电源 (如果提供) Power Supply (if provided)	X	O	O	O	O	O
接口电缆 (如果提供) Interface cable (if provided)	X	O	O	O	O	O
其他外壳组件 Other enclosure components	O	O	O	O	O	O

本表格依据 SJ/T 11364 的规定编制。
This table is prepared in accordance with the provisions of SJ/T 11364-2014
O: 表示该有害物质在该部件所有均质材料中的含量均在 GB/T 26572 规定的限量要求以下。
O: Indicates that the hazardous substance contained in all of the homogeneous materials for this part is below the limit requirement of GB/T26572.
X: 表示该有害物质至少在该部件的某一均质材料中的含量超出 GB/T 26572 规定的限量要求。
X: Indicates that the hazardous substance contained in at least one of the homogeneous materials used for this part is above the limit requirement of GB/T26572.

Taiwan RoHS

Taiwan RoHS refers to the Taiwan Bureau of Standards, Metrology and Inspection's (BSMI's) requirements in standard CNS 15663, Guidance to reduction of the restricted chemical substances in electrical and electronic equipment. Beginning on January 1, 2018, Seagate products must comply with the "Marking of presence" requirements in Section 5 of CNS 15663. This product is Taiwan RoHS compliant. The following table meets the Section 5 "Marking of presence" requirements.

台灣RoHS是指台灣標準局計量檢驗局(BSMI)對標準CNS15663要求的減排電子電氣設備限用化學物質指引。從2018年1月1日起，Seagate產品必須符合CNS15663第5節「含有標示」要求。本產品符合台灣RoHS。下表符合第5節「含有標示」要求。

產品名稱: 外接式固態硬碟, 型號: SRD0FV7		Product Name: Game Drive for PS5 External SSD, Model: SRD0FV7					
單元 Unit		限用物質及其化學符號 Restricted Substance and its chemical symbol					
		鉛 (Pb)	汞 (Hg)	鎘 (Cd)	六價鉻 (Cr ⁺⁶)	多溴聯苯 (PBB)	多溴二苯醚 (PBDE)
固態驅動器	SSD	—	○	○	○	○	○
外接硬盤印刷電路板	Bridge PCBA	—	○	○	○	○	○
電源 (如果提供)	Power Supply (if provided)	—	○	○	○	○	○
傳輸線材 (如果提供)	Interface cable (if provided)	—	○	○	○	○	○
其他外殼組件	Other enclosure components	○	○	○	○	○	○
備考 1. "○" 係指該項限用物質之百分比含量未超出百分比含量基準值。 Note 1. "○" indicates that the percentage content of the restricted substance does not exceed the percentage of reference value of presence.							
備考 2. "—" 係指該項限用物質為排除項目。 Note 2. "—" indicates that the restricted substance corresponds to the exemption.							

額定電壓/額定電流: 5VDC == 1.5A 操作溫度: 5 - 35°C